

**Kendriya Vidyalaya RRC FATEHGARH**  
**Winter Vacations-Holiday Homework**

**EVS**

**Note: Do all the holiday homework in EVS school copy.**

- 1. Make a drawing of a plant and label its parts in copy.**
- 2. Draw and write 5 uses of water in copy.**
- 3. Learn 10 new English words with meaning.**
- 4. Make a sandwich with your mother, take and paste it's picture and write it's recipe.**
- 5. Draw various means of transport on a chart paper.**

**MATHS**

- 1. Learn tables from 2 to 10.**
- 2. Do the below given worksheets in Maths copy.**

**ADDITION AND SUBTRACTION**

5	9	2	4	9
-3	-2	-1	-2	+3
——	——	——	——	——

5	4	4	9	3
-4	+2	+2	+2	+2
——	——	——	——	——

2	6	7	6	8
+1	-1	-1	+5	+7
——	——	——	——	——

3	9	2	2	7
+2	-6	+1	+1	+6
——	——	——	——	——

8	2	8	3	6
-1	-1	-7	-2	-4
——	——	——	——	——

$$\begin{array}{r} 5 \\ - 2 \\ \hline \end{array}$$

$$\begin{array}{r} 9 \\ + 1 \\ \hline \end{array}$$

$$\begin{array}{r} 4 \\ + 4 \\ \hline \end{array}$$

$$\begin{array}{r} 2 \\ + 3 \\ \hline \end{array}$$

$$\begin{array}{r} 8 \\ - 3 \\ \hline \end{array}$$

$$\begin{array}{r} 9 \\ - 2 \\ \hline \end{array}$$

$$\begin{array}{r} 3 \\ + 6 \\ \hline \end{array}$$

$$\begin{array}{r} 8 \\ - 7 \\ \hline \end{array}$$

$$\begin{array}{r} 9 \\ - 5 \\ \hline \end{array}$$

$$\begin{array}{r} 1 \\ + 9 \\ \hline \end{array}$$

$$\begin{array}{r} 3 \\ + 9 \\ \hline \end{array}$$

$$\begin{array}{r} 9 \\ - 7 \\ \hline \end{array}$$

$$\begin{array}{r} 6 \\ - 0 \\ \hline \end{array}$$

$$\begin{array}{r} 5 \\ + 6 \\ \hline \end{array}$$

$$\begin{array}{r} 4 \\ + 8 \\ \hline \end{array}$$

$3 + 8 =$

$9 - 6 =$

$3 + 3 =$

$9 + 9 =$

$7 - 1 =$

$8 - 2 =$

$6 - 2 =$

$5 + 0 =$

$7 + 4 =$

Find the sum.

$$\begin{array}{r} 1 \\ +1 \\ \hline \end{array} \quad \begin{array}{r} 1 \\ +2 \\ \hline \end{array} \quad \begin{array}{r} 1 \\ +3 \\ \hline \end{array} \quad \begin{array}{r} 1 \\ +4 \\ \hline \end{array} \quad \begin{array}{r} 1 \\ +5 \\ \hline \end{array} \quad \begin{array}{r} 8 \\ +2 \\ \hline \end{array} \quad \begin{array}{r} 1 \\ +7 \\ \hline \end{array}$$

$$\begin{array}{r} 2 \\ +8 \\ \hline \end{array} \quad \begin{array}{r} 1 \\ +9 \\ \hline \end{array} \quad \begin{array}{r} 5 \\ +4 \\ \hline \end{array} \quad \begin{array}{r} 2 \\ +1 \\ \hline \end{array} \quad \begin{array}{r} 2 \\ +2 \\ \hline \end{array} \quad \begin{array}{r} 7 \\ +3 \\ \hline \end{array} \quad \begin{array}{r} 2 \\ +4 \\ \hline \end{array}$$

$$\begin{array}{r} 2 \\ +5 \\ \hline \end{array} \quad \begin{array}{r} 4 \\ +6 \\ \hline \end{array} \quad \begin{array}{r} 2 \\ +7 \\ \hline \end{array} \quad \begin{array}{r} 2 \\ +8 \\ \hline \end{array} \quad \begin{array}{r} 6 \\ +0 \\ \hline \end{array} \quad \begin{array}{r} 3 \\ +1 \\ \hline \end{array} \quad \begin{array}{r} 3 \\ +2 \\ \hline \end{array}$$

Find the difference.

$$\begin{array}{r} 3 \\ -1 \\ \hline \end{array} \quad \begin{array}{r} 4 \\ -2 \\ \hline \end{array} \quad \begin{array}{r} 3 \\ -3 \\ \hline \end{array} \quad \begin{array}{r} 5 \\ -4 \\ \hline \end{array} \quad \begin{array}{r} 5 \\ -1 \\ \hline \end{array} \quad \begin{array}{r} 4 \\ -2 \\ \hline \end{array} \quad \begin{array}{r} 5 \\ -3 \\ \hline \end{array}$$

$$\begin{array}{r} 8 \\ -4 \\ \hline \end{array} \quad \begin{array}{r} 7 \\ -5 \\ \hline \end{array} \quad \begin{array}{r} 9 \\ -1 \\ \hline \end{array} \quad \begin{array}{r} 7 \\ -2 \\ \hline \end{array} \quad \begin{array}{r} 6 \\ -3 \\ \hline \end{array} \quad \begin{array}{r} 4 \\ -4 \\ \hline \end{array} \quad \begin{array}{r} 6 \\ -5 \\ \hline \end{array}$$

$$\begin{array}{r} 6 \\ -6 \\ \hline \end{array} \quad \begin{array}{r} 7 \\ -1 \\ \hline \end{array} \quad \begin{array}{r} 7 \\ -2 \\ \hline \end{array} \quad \begin{array}{r} 8 \\ -1 \\ \hline \end{array} \quad \begin{array}{r} 8 \\ -2 \\ \hline \end{array} \quad \begin{array}{r} 9 \\ -0 \\ \hline \end{array} \quad \begin{array}{r} 9 \\ -1 \\ \hline \end{array}$$

## ENGLISH

1. Read and learn the poem from page no-42
2. Read the chapter- Mittu and the yellow mango and draw mittu in your english school notebook.
3. Do reading practice daily from ReadAlong App and keep a record of it.
4. Do one page writing daily, Try to write in cursive font
5. Do the given below worksheet in English copy.

WORKSHEET- ENGLISH

4. Once I saw a little bird

Class : I \_\_\_

ROLL NO: \_\_\_\_\_

NAME: \_\_\_\_\_

DATE : \_\_\_\_\_

I. Use these words and complete about the crow :

bird, black, worms, nest, eggs

The crow is a bird. It is ..... in colour.

It eats ..... It lays ..... in the .....

II. See the picture and encircle the word :



bin bus sun




bun cup log



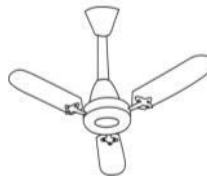
cap hat mat



dog log bat



bun bin pin



fan man can

**III. Writing the rhyming words :**

hop - \_\_\_\_\_

tree - \_\_\_\_\_

door - \_\_\_\_\_

shook - \_\_\_\_\_

look - \_\_\_\_\_

**II. Draw a house and colour it. Write the colours used for :**



door - \_\_\_\_\_

window - \_\_\_\_\_

roof - \_\_\_\_\_

walls - \_\_\_\_\_

WORK SHEET - ENGLISH

CLASS : I \_\_\_\_

4. MITTU & THE YELLOW MANGO

ROLL. NO: \_\_\_\_\_

NAME: \_\_\_\_\_

DATE: \_\_\_\_\_

I. COLOUR THESE.



Draw leaves and  
Colour green



A red apple



A yellow mangoes



II. NAME THESE PLANTS.




III. DRAW A MANGO TREE WITH MANGOES AND COLOUR.





IV. COMPLETE THE SENTENCE USING THE PICTURE.

a) The  has a   
\_\_\_\_\_


b) The  has an   
\_\_\_\_\_

c) My  is big  
\_\_\_\_\_

d) The  is in water.  
\_\_\_\_\_

e) Mittu saw a   
\_\_\_\_\_

V. CIRCLE THE OBJECTS THAT START WITH LETTER 'F'.



## HINDI

1. Read Along App पर पांच कहानियां पढ़ें अपने पसंदीदा पात्र के बारे में लिखें।
2. प्रतिदिन 1 पेज सुलेख करें।
3. बंदर और गिलहरी कहानी पढ़ें (पेज नंबर 68) एवं उसका चित्र बनाएं।